



**KHSAA TITLE IX
ANNUAL REPORT SUBMISSION
STATUS REPORT
2007-2008**

KHSAA
Form T65
Revised 3/08

TO: KHSAA Member School Superintendents, Principals, and Athletic Directors
FROM: Brigid L. DeVries, Commissioner
Larry Boucher, Assistant Commissioner

DATE: 5-8-2008

School	DuPont Manual High School	Reviewed by	Reba Woodall
--------	---------------------------	-------------	--------------

The following is a status report regarding the required 2007 - 2008 Title IX Annual Report submission of forms due into the KHSAA office by April 15, 2008. Appropriate KHSAA Audit Team personnel have reviewed these forms and the following is a summary of this review.

I. Checklist of Forms properly submitted in a satisfactory manner:

<input checked="" type="checkbox"/>	GE 19 (Annual Verification)	<input checked="" type="checkbox"/>	T-35 (Budget Expenses)
<input checked="" type="checkbox"/>	T-1 (Summary Program Chart 1)	<input checked="" type="checkbox"/>	T-36 (Budget Expenses)
<input checked="" type="checkbox"/>	T-2 (Summary Program Chart 2)	<input checked="" type="checkbox"/>	T-41 (Checklist – Overall Interscholastic Program)
<input checked="" type="checkbox"/>	T-3 (Summary Program Chart 3)	<input checked="" type="checkbox"/>	T-60 (Corrective Action Plan)
<input checked="" type="checkbox"/>	T-4 (Summary Program Chart 4)	<input checked="" type="checkbox"/>	T-63 (Interscholastic Survey Results)

II. Status

A.	<input checked="" type="checkbox"/>	2007 – 2008 Forms are satisfactory and no further information or action is necessary at this time.
B.		Errors have been noted with respect to the following forms:
C.		The following forms were omitted and must be submitted by school representatives:
D.	<input checked="" type="checkbox"/>	According to the 2007-2008 data, the school appears to be meeting the standards established in: <input type="checkbox"/> Test 1 (Athletic participation is proportionate to enrollment) <input type="checkbox"/> Test 2 (History and continuing practice of program expansion) <input checked="" type="checkbox"/> Test 3 (Full and effective accommodation of interests and abilities)
E.	<input checked="" type="checkbox"/>	Other Recommendation and Comments: 1. The school appears to have met the standards for Test 3 due to the explanations given on form T-3 and inclusion on T-60. 2. Ice hockey is not a sanctioned sport in Kentucky and can be addressed on T-60. Once begun the participants and expenses would then be counted on all appropriate forms. 3. The advantages given on T-41 were appropriately addressed on T-60. 4. The Gender Equity Committee must monitor all spending. The difference in spending between male and female athletes was \$171 more per male. This difference should be \$100 or less. 5. Thank you for your report.



**KENTUCKY HIGH SCHOOL ATHLETIC ASSOCIATION
2007-2008 ANNUAL VERIFICATION OF TITLE IX PROCEDURES**

KHSAA Form GE19
Rev. 12/07

(To be submitted by April 15, 2008 along with other required forms)

The duPont Manual High School, Louisville, Kentucky
(Name of High School) (City)

certifies to the Kentucky High School Athletic Association that the following is an accurate and true representation of the facts surrounding compliance with 20 U.S.C. Sections 1681-1688, et. Seq. (also known as Title IX)

I certify the following provisions in accordance with records at the school contained in the permanent Title IX file, at least one copy of which must be maintained in the Principal's office, and to the best of my knowledge have completed the following tasks.

Established a gender equity committee at the high school. (list committee personnel and provide attachment if necessary)

Name	Address	Phone	Title
David Zuberer	120 West Lee St., Lou., KY 40208	502-485-8489	Athletic Director
Dana Shumate	3332 Newburg Rd., Lou., KY 40218	502-485-3995	Parent
Abigail Fish	14827 Landmark Dr., Lou., KY 40245	502-489-5270	Student
Stacy Pendleton	120 West Lee St., Lou., KY 40208	502-485-3867	Girls' Basketball Coach
Lanette Edwards	120 West Lee St., Lou., KY 40208	502-485-8241	Assistant Principal

Scheduled a minimum of three meetings during the 2007-2008 school year on the following dates:

October 8, 2007
February 18, 2008
May 23, 2008

Designated the following person(s) as the Title IX coordinator for the school:

Name	Title	Address	Phone
Lanette Edwards	Assistant Principal	120 West Lee St., Lou., KY 40208	502-485-8241

Designated the following person(s) as the Title IX coordinator for the district:

Name	Title	Address	Phone
Cheryl Walker	Director of Compliance and Investigations	3332 Newburg Rd., Lou., KY 40218	502-485-3341

School personnel are continuing to make periodic reviews of the boys' and girls' athletics program reflected in the Corrective Action Plan.

In addition to the above information, the above referenced school maintains a complete permanent file relative to Title IX records including copies of the self-assessment audit, all corrective action plans, and other related materials.

Beverly Kuper March 18, 2008
Principal's Signature Date

Sheldon *Joseph Heister*
Superintendent Signature School Board Chairpersons' Signature

(Send original copy to KHSAA - Maintain duplicate in Title IX school folder)



KENTUCKY HIGH SCHOOL ATHLETIC ASSOCIATION
2007-2008 ANNUAL VERIFICATION OF TITLE IX PROCEDURES
 (To be submitted by April 15, 2008 along with other required forms)

KHSAA Form GE19
Rev. 12/07

The duPont Manual High School, Louisville, Kentucky
 (Name of High School) (City)

certifies to the Kentucky High School Athletic Association that the following is an accurate and true representation of the facts surrounding compliance with 20 U.S.C. Sections 1681-1688, et. Seq. (also known as Title IX)

I certify the following provisions in accordance with records at the school contained in the permanent Title IX file, at least one copy of which must be maintained in the Principal's office, and to the best of my knowledge have completed the following tasks.

Established a gender equity committee at the high school. (list committee personnel and provide attachment if necessary)

Name	Address	Phone	Title
David Zuberer	120 West Lee St., Lou., KY 40208	502-485-8489	Athletic Director
Dana Shumate	3332 Newburg Rd., Lou., KY 40218	502-485-3995	Parent
Abigail Fish	14827 Landmark Dr., Lou., KY 40245	502-489-5270	Student
Stacy Pendleton	120 West Lee St., Lou., KY 40208	502-485-3867	Girls' Basketball Coach
Lanette Edwards	120 West Lee St., Lou., KY 40208	502-485-8241	Assistant Principal

Scheduled a minimum of three meetings during the 2007-2008 school year on the following dates:

October 8, 2007
February 18, 2008
May 23, 2008

Designated the following person(s) as the Title IX coordinator for the school:

Name	Title	Address	Phone
Lanette Edwards	Assistant Principal	120 West Lee St., Lou., KY 40208	502-485-8241

Designated the following person(s) as the Title IX coordinator for the district:

Name	Title	Address	Phone
Cheryl Walker	Director of Compliance and Investigations	3332 Newburg Rd., Lou., KY 40218	502-485-3341

School personnel are continuing to make periodic reviews of the boys' and girls' athletics program reflected in the Corrective Action Plan.

In addition to the above information, the above referenced school maintains a complete permanent file relative to Title IX records including copies of the self-assessment audit, all corrective action plans, and other related materials.

Beverly Keiper March 18, 2008
 Principal's Signature Date

[Signature] *[Signature]*
 Superintendent Signature School Board Chairpersons' Signature

(Send original copy to KHSAA - Maintain duplicate in Title IX school folder)

2007-2008
ACCOMMODATION OF INTERESTS AND ABILITIES
SUMMARY PROGRAM CHART 1

KHSAA
 Form T1
 Rev.12/07

Participation Opportunities Test One

		(Column 1)	(Column 2)	(Column 3)	(Column 4)
	Program	Enrollment	Percentage of Total Enrollment	Number of Interscholastic Participants (double and triple count)	Percentage of Total Participation
Row 1	GIRLS	1050	55%	432	44%
Row 2	BOYS	853	45%	552	56%
Row 3	Totals	1903	100%	984	100%

Instructions:

*Number of 8th grade students & below used in Column 3 and Column 4 calculations if applicable: 0

- 1) Determine the total number of girls enrolled, (place in Row 1, Column 1). Determine the total number of boys enrolled, (place in Row 2, Column 1).
- 2) Add the total number of girls and boys enrolled to determine total enrollment, (place in Row 3, Column 1).
- 3) Calculate the percentage of total enrollment that is female. (Divide Row 1, Column 1 by Row 3, Column 1 and place in Row 1, Column 2.) Calculate the percentage of total enrollment that is male. (Divide Row 2, Column 1 by Row 3, Column 1 and place in Row 2, Column 2.) Note: Row 1, Column 2 plus Row 2, Column 2 should total 100%.
- 4) Ask the head coaches to review the most updated eligibility or squad lists for their teams. Ask coaches to confirm the names of those individuals who are on the team as of the first **date of regular season competition**, and cross out the names of those who were cut from the team or quit the team prior to the first regular season competitive event. Determine the total number of interscholastic athletics participants that are girls, (and place in Row 1, Column 3). In order to determine the total number of athletics participants, an individual should be counted each time he or she participates on a team. For example, if Jane Doe competes on the varsity volleyball team, the junior varsity volleyball team, the junior varsity basketball team, and the varsity softball team, she should be counted as four participants (**do not include club or intramural sports participants, cheerleaders, dance teams, or pom squads**). Calculate the same way for boys and girls. * In addition, should 8th grade students and below play on a Freshman, Junior Varsity, or Varsity team, they should also be counted for each team and sport on which they participate. If applicable, please asterisk the above notation as to how many 8th grade students & below are included in the totals.
 Using the same procedure, determine the total number of interscholastic athletic participants that are boys, (and place in Row 2, Column 3). Add Row 1, Column 3 plus Row 2, Column 3 to get total participants and place in Row 3, Column 3.
- 5) Calculate the percentage of female participation. (Row 1, Column 3 divided by Row 3, Column 3 and place in Row 1, Column 4.) Calculate the percentage of male participation. (Row 2, Column 3 divided by Row 3, Column 3 and place in Row 2, Column 4.) Note: Row 1, Column 4 plus Row 2, Column 4 should total 100%.

Note: While being within three percent is not a formal compliance standard; if the percent listed in Row 1, Column 4 is within 3% of Row 1, Column 2, then it provides a good target within which compliance is likely.

Principal's Signature: Beverly Keiper Date: 4-3-08
 Copyright 1999, Good Sports, Inc., Title IX and Gender Equity Specialists. All rights reserved.

2007-2008
ACCOMMODATION OF INTERESTS AND ABILITIES
SUMMARY PROGRAM CHART 2

KHSAA
Form T2
Rev. 12/07

Participation Opportunities Test Two

		Column 1	Column 2	Column 3	Column 4	Column 5
Program		Number of Teams Currently Offered	Number of Participants	Number of Teams Added Since the beginning of the 2003-2004 School Year	Current Number of Participants for each team added Since the beginning of the 2003-2004 School Year	Percent of Total Participation By Sex Added Since the beginning of the 2003-2004 School Year
GIRLS	Row 1	varsity:	11	252	1	25
	Row 2	j.v.:	7	117	2	38
	Row 3	frosh:	4	63	0	0
	Row 4	total:	22	432	3	63
BOYS	Row 5	varsity:	11	319	1	30
	Row 6	j.v.:	7	142	3	53
	Row 7	frosh:	4	91	0	0
	Row 8	total:	22	552	4	83

- 1) For Column 1, list the number of interscholastic teams offered for girls and boys at each competitive level (varsity, junior varsity, and freshman). For girls, total each of the entries in Rows 1, 2, and 3 into Row 4. For boys, total Rows 5, 6, and 7 into Row 8.
- 2) For Column 2, list the number of participants at each level. For girls, total each of the entries in Rows 1, 2, and 3 into Row 4. For boys, total Rows 5, 6, and 7 into Row 8. **Note:** The totals in Row 4 for girls and in Row 8 for boys must be the same as the totals in Form T-1, Column 3, Rows 1 and 2 respectively.
- 3) For Column 3, list the number of interscholastic teams that have been added in the last five years at each competitive level. Count each team added during the 5 year period only one time. e.g. Girl's junior varsity soccer was added 3 years ago, count the team only once, not 3 times. For girls, total the entries in Rows 1, 2, and 3 into Row 4. For boys, total Rows 5, 6, and 7 into Row 8.
- 4) For Column 4, list the number of participants that are **currently** on each level of the teams that were added in the last five years. If a team was added previously but no longer exists, there are no current participants to be added for that team. For girls, total the entries in Rows 1, 2, and 3 into Row 4. For boys, total Rows 5, 6, and 7 into Row 8.
- 5) For Column 5, calculate the percentage of participants that have been added in the last five years. For girls, take the number in Column 4, Row 4 and divide by the number in Column 2, Row 4. For boys, take the number in Column 4, Row 8 and divide it by the number in Column 2, Row 8.

Note: If the percentage of current participants added in the last five years is 25% or greater, compliance with Test Two may be possible. If less than 25%, then compliance with Test Three should be analyzed. **CAUTION:** 25% is not a formal compliance standard.

Principal's Signature: *Beverly Keiper* Date: 4-3-08

2007-2008
ACCOMMODATION OF INTERESTS AND ABILITIES
SUMMARY PROGRAM CHART 3

KHSAA
 Form T3
 Rev. 12/07

Participation Opportunities Test Three

FOR ANY QUESTION ANSWERED "YES" IDENTIFY THE RESPECTIVE SPORT(S).

	GIRLS (Yes / No)		BOYS (Yes / No)
1. For a sport <u>not</u> currently offered in your interscholastic athletics program, is there sufficient interest to form a viable interscholastic team based on participation on an intramural team.	NO		NO
2 For a sport <u>not</u> currently offered, is there sufficient interest, based on the responses to your most recent Student Interest Survey, to form a viable interscholastic team for a sport not currently offered. If yes, what sport?	NO		YES Ice Hockey
3. For a sport currently offered at the junior varsity or freshman level is there sufficient interest, based on your most recent Student Interest Survey, to form a varsity team not currently offered?	NO		NO
4. For a sport currently offered at the varsity level only, is there sufficient interest, based on your most recent Student Interest Survey, to form a viable team for a junior varsity or freshman team that is not currently offered?	YES Tennis Golf		YES Golf
5. If you answered YES to question (1), (2), (3), or (4), are there enough high schools in the geographic area offering the sport (at the appropriate level) to allow for the development of a reasonable schedule of competition?	YES		YES

Plans to Address Interest:

- Both our girls' tennis and golf teams plan to add Junior Varsity teams for the 2008-09 school year.
- We are hopeful to begin a boys' ice hockey program for the 2008-09 school year and will compete against local competition. There is the possibility that we would combine with another school initially until we have sufficient participants to field a team.
- We plan to add boys' Junior Varsity golf for the 2008-09 school year.

Principal's Signature:  Date: 4-3-08

2007-2008
ACCOMODATION OF INTERESTS AND ABILITIES
SUMMARY PROGRAM CHART 4

Levels of Competition Test One

		Column 1	Column 2	Column 3
Girls	Team Levels	Number of Teams Currently Offered	Number of Participants	Percentage of Participants at Each Level
Row 1	varsity:	11	252	58%
Row 2	j.v.:	7	117	27%
Row 3	frosh:	4	63	15%
Row 4	total:	22	432	100%
Boys				
Row 5	varsity:	11	319	58%
Row 6	j.v.:	7	142	26%
Row 7	frosh:	4	91	16%
Row 8	total:	22	552	100%

- 1) Column 1, list the number of interscholastic teams offered for girls and boys at each competitive level; varsity, junior varsity, and freshman. (Refer to Form T-2, Accommodation of Interests and Abilities, Summary Program Chart 2, Column 1.)
- 2) For Column 2, list the number of participants at each level. For girls, total the entries in Rows 1, 2, and 3 into Row 4. For boys, total the entries in Rows 5, 6, and 7 into Row 8. (Refer to Form T-2, Accommodation of Interests and Abilities, Summary Program Chart 2, Column 2.)
- 3) For Column 3, calculate the percentage of female and male participants at each level.
For girls' varsity, junior varsity, and frosh, respectively:
 - Divide Column 2, Row 1 by Column 2, Row 4, and place the percentage in Column 3, Row 1
 - Divide Column 2, Row 2 by Column 2, Row 4, and place the percentage in Column 3, Row 2.
 - Divide Column 2, Row 3 by Column 2, Row 4, and place the percentage in Column 3, Row 3.
 -
 For boys' varsity, junior varsity, and frosh, respectively:
 - Divide Column 2, Row 5 by Column 2, Row 8, and place the percentage in Column 3, Row 5.
 - Divide Column 2, Row 6 by Column 2, Row 8, and place the percentage in Column 3, Row 6.
 - Divide Column 2, Row 7 by Column 2, Row 8, and place the percentage in Column 3, Row 7.

Principal's Signature: *Beverly Keenan* Date: 4-3-08

**2007-2008
ACTUAL EXPENDITURES - PROGRAM COMPARISON CHART 1
TO INCLUDE BOOSTER CLUB FUNDING**

	equipment and supplies		travel		awards		coaches' salaries (to include supplemental and extended employment; dollar amount required)		facilities improvements		publications (if sport-specific)	
	Expenditures		Expenditures		Expenditures		Expenditures		Expenditures		Expenditures	
	School	Booster	School	Booster	School	Booster	School	# Coaches for all levels / # Teams for all levels	School	Booster	School	Booster
G basketball	9519	7242	750	2885	99	1099	11677	4/3	369	0	0	2074
B basketball	8884	7948	85	7410	99	2735	10430	4/3	369	0	0	2074
G softball	3934	10718	0	7426	99	486	4117	3/2	6129	744	0	0
B baseball	4493	13239	776	9976	99	1610	6737	5/3	126	2637	0	0
G cross country	1708	1039	461	214	184	1403	3311	2/0	126	0	0	0
B cross country	1708	1039	461	214	184	1403	3311	2/0	126	0	0	0
G golf	2549	0	0	0	99	0	1678	1/1	126	0	0	0
B golf	3615	0	0	0	99	0	2358	1/0	126	0	0	0
G soccer	3652	4945	546	0	521	1978	5124	3/3	2545	0	0	0
B soccer	2881	7978	270	0	273	4348	6117	3/3	2545	0	0	0
G swimming	2394	5357	504	0	242	675	1769	1/1	126	0	0	0
B swimming	2394	5357	504	0	242	675	1769	1/1	126	0	0	0

1. Total expenditures on T-35 and T-36 on the 2007-2008 year report due by April 15, 2008, should reflect the total monies spent (rounded off to nearest dollar) for the entire school year of 2006-2007 ending June 30, 2007.
 2. Booster Club Funding/Contributions must be included in the above expenditures total. (Note: It is illegal for coaches to be paid by Booster Clubs - Reference KHSAA Bylaw 27)

Principal's Signature: *Beverly DePena* Date: 4-3-08

**2007-2008
ACTUAL EXPENDITURES - PROGRAM COMPARISON CHART 2
TO INCLUDE BOOSTER CLUB FUNDING**

	equipment and supplies		travel		awards		coaches' salaries (to include supplemental and extended employment; <i>dollar amount required</i>)		facilities improvements		publications (if sport-specific)	
	Expenditures		Expenditures		Expenditures		Expenditures		Expenditures		Expenditures	
	School	Booster	School	Booster	School	Booster	School	Booster	School	Booster	School	Booster
G track	2391	843	702	574	99	0	4625	0	126	0	0	0
B track	2391	843	702	574	99	0	5849	0	126	0	0	0
G tennis	2239	1433	0	0	99	0	1841	0	126	0	0	0
B tennis	1757	2923	0	1988	154	207	2948	207	126	0	0	0
G volleyball	3680	1049	0	1498	303	1415	5693	1415	126	0	0	0
B wrestling	11141	2521	0	525	99	671	5215	671	126	0	0	0
G field hockey	3516	10287	67	0	299	5254	5864	5254	126	13562	0	0
B football	33474	61099	5517	0	99	7713	27663	7713	2545	19977	0	6076
G lacrosse	2080	9129	846	0	99	925	2814	925	2545	0	0	0
B lacrosse	2623	3983	145	0	99	2080	2614	2080	2545	0	0	0

1. Total expenditures on T-35 and T-36 on the 2007-2008 year report due by April 15, 2008, should reflect the total monies spent (rounded off to nearest dollar) for the entire school year of 2006-2007 ending June 30, 2007.

2. Booster Club Funding/Contributions must be included in the above expenditures totals.

Indicate percentage of total expenditures for each gender: (if disparities are obvious, list on your Corrective Action Plan (T-60) what action you will take to correct the problem).

Gender	Expenditures	Percentage
Boys	\$ 349,087	63%
Girls	\$ 198,918	37%
Total:	\$ 548,005	100%

\$ 171

Sueley Deppa

Principal's Signature:

Date:

4-3-08

2007-2008 KHSAA TITLE IX ATHLETICS AUDIT
Checklist - Overall Interscholastic Athletics Program

KHSAA
 Form T41
 Rev. 12/07

DIRECTIONS:

For the Areas of Compliance (Opportunities and Benefits) listed on the left hand side of the page, place a checkmark under the appropriate column identifying whether your school provided an advantage to the Girls' Program, or to the Boys' Program or to Neither Program. A review of T-35 and T-36 spending patterns might be helpful in completing this form.

Areas of Compliance:	ADVANTAGE TO:		
	GIRLS' PROGRAM	BOYS' PROGRAM	NEITHER PROGRAM
OPPORTUNITIES			
Accommodation of Interest and Abilities			X
BENEFITS			
Equipment and Supplies		X	
Scheduling of Games and Practice Time			X
Travel and Per Diem Allowances			X
Coaching			X
Locker Rooms, Practice and Competitive Facilities			X
Medical and Training Facilities and Services			X
Publicity		X	
Support Services			X
Athletic Scholarships			X
Tutoring			X
Housing and Dining Facilities and Services			X
Recruitment of Student Athletes			X

If an advantage is shown, corrective action should be shown on T-60 (Corrective Action Plan).

Principal's Signature: *Beverly King* Date: 4-3-08

SCHOOL NAME

duPont Manual High School


2007-2008
TITLE IX

CORRECTIVE ACTION PLAN

DIRECTIONS:

1. For Column 1, indicate the intended area (Opportunities or Benefits) which needs corrective action in order to achieve gender equity. For Column 2, write the suggested change or activities that will correct the area in need of alteration. For Column 3, include the estimated completion date for the changes or activities.
2. It is possible to attain compliance with Title IX and no longer need "corrective" action. However, the KHSAA strongly encourages compliant schools to identify items for improvement (Column 1), activities to accomplish the improvement (Column 2) and a timetable for completion (Column 3) that will strengthen the athletic program.
3. You may copy this form as needed. Please attach corrective action plans along with audit forms and submit by April 15, 2008.

COLUMN 1	COLUMN 2	COLUMN 3
ITEM FOR CORRECTION/ IMPROVEMENT	SUGGESTED CHANGE/ ACTIVITIES	TIME TABLE FOR CORRECTIVE ACTION/ AND OR COMPLETION DATE
Continue to close gap between spending on girls' and boys' sports	Purchased new uniforms for girls' soccer team	Completed August 1, 2007
Continue to close gap between spending on girls' and boys' sports	Purchase new uniforms for girls' softball team	Completed April 1, 2008
Continue renovation of Manual stadium for football, B & G soccer, B & G lacrosse	Renovate press box area and change stadium lighting system	Estimated completion date September 30, 2008
Addition of JV level teams for girls	Add JV teams for girls' golf & tennis	Will be in effect for 2008-09 school year
Improve facilities for girls' teams	Addition of stadium seating at field hockey field	Completed January 3, 2008
Improve facilities for girls' teams	Construction of visitor's dugout on softball field	Completed April 2, 2008
Continue to close gap between spending on girls' and boys' sport publications	Soccer program featuring girls' and boys' teams	Completed September 1, 2008
Continue to close gap between boys' and girls' booster club spending	Develop booster clubs for girls' golf and tennis	Will be in effect for 2008-09 school year

Principal's Signature:  Date: 4-3-08



**2007-2008 INTERSCHOLASTIC
ATHLETICS SURVEY**
Summary of Student Responses

KHSAA
Form T63
Rev.12/07

School Name: duPont Manual High School
Enrollment
(9-12 Grade): 1903 (SHOULD AGREE WITH FORM T-1, COLUMN 1, ROW 3)
Number of 9-11 Grade Students Surveyed: 1425
Number of 8th Grade Students Surveyed: 0
Date: April 1, 2008
Completed By: David Zuberer, Athletic Director

Instructions:

1. Summarize the Student Athletics Interest Surveys Form T-61 by listing the total number of responses on the line next to each sport.
2. Under the Other Category please provide a listing of the sports as well as the number of students who are interested in participating.
3. Please sign and date this Summary Form (T-63) and mail this Summary Form only to the KHSAA by April 15, 2008. Do not mail the student surveys (Form T-61). However, these Forms should be maintained in your files in the event they are requested subsequently.

1425 Number of Surveys *94%*
1336 Total Returned (*A minimum of 80% return is expected*)
9-11 Grades Surveyed (*Should be grades 9-11 and 8th grade if school has a feeder system*)

How Was The Survey Administered? All 9-11 Home Rooms
 (e.g. was it given in all English classes, or all home rooms, or advisee/advisor?)

KHSAA Sanctioned Fall Sports (*List Total Number of Participation Responses*)

111 Cross Country (Girls)
57 Cross Country (Boys)
86 Football (Boys)
37 Golf (Girls)
45 Golf (Boys)
105 Soccer (Girls)
128 Soccer (Boys)
127 Volleyball (Girls)

Winter Sport (*List Total Number of Participation Responses*)

Form T-63
Rev. 12/07

<u>51</u>	Basketball (Girls)
<u>121</u>	Basketball (Boys)
<u>111</u>	Indoor Track (Girls)
<u>103</u>	Indoor Track (Boys)
<u>175</u>	Swimming & Diving (Girls)
<u>49</u>	Swimming & Diving (Boys)
<u>18</u>	Wrestling (Boys)

Spring Sport (*List Total Number of Participation Responses*)

<u>128</u>	Baseball (Boys)
<u>48</u>	Fast Pitch Softball (Girls)
<u>96</u>	Tennis (Girls)
<u>32</u>	Tennis (Boys)
<u>96</u>	Track (Girls)
<u>64</u>	Track (Boys)

Non-KHSAA Championship Sports (*From Student Survey T-61 Question 10*)

<u>97</u>	Archery
<u>120</u>	Field Hockey
<u>143</u>	Bowling
<u>2</u>	Gymnastics (Boys)
<u>109</u>	Gymnastics (Girls)
<u>72</u>	Ice Hockey
<u>95</u>	Lacrosse (Boys)
<u>157</u>	Lacrosse (Girls)
<u>112</u>	Rifle
<u>87</u>	Rodeo
<u>47</u>	Slow Pitch Softball
<u>33</u>	Volleyball (Boys)
<u>0</u>	Water Polo
<u>23</u>	Weightlifting

Number of Students who participate in Intramural Sports

(*From Student Survey T-61 Question 5*)

<u>Sport</u>	<u>Number</u>
Boys' Basketball	13
Girls' Basketball	9
Boys' Tennis	11
Girls' Tennis	7

List Intramural Sports students are interested in adding:

(From Student Survey T-61 Question 6)

Form T-63

Rev. 12/07

<u>Sport (top 5 listed)</u>	<u>Number</u>
Basketball	65
Soccer	56
Swimming	32
Ultimate Frisbee	31
Field Hockey	23

Participation in Non-School Sports Activities

(From Student Survey T-61 Question 7)

<u>Sport (top 6 listed)</u>	<u>Number</u>
Swimming	79
Basketball	54
Soccer	51
Softball	24
Volleyball	23
Tennis	21

Reasons for not participating in interscholastic athletics

(From Survey Question 8)


- 43 I prefer other activities such as band, chorus, etc.
- 241 I don't have time
- 39 The practice schedules and game times are inconvenient
- 21 The sport I like isn't offered
- 33 It's too expensive
- 57 I prefer to participate in club or intramural sports
- 143 Working
- 4 Other:
Focus on academics first

Student Suggestions to encourage participation

* Create additional lower level teams for each sport.

* Develop intramural league for student body.

* No-cut policy for all sports.


4-3-08

 Principal's Signature Date



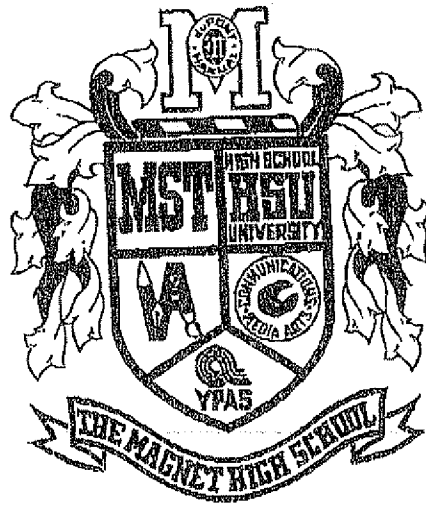
TO: KHSAA - REBA WOODALL

FROM: DAVID ZUBERER

DATE: 4-21-08

MESSAGE: UPDATED TITLE IX INFORMATION

NO. OF PAGES TO FOLLOW: 1



du Pont Manual Magnet High School

National School of Excellence
 Jefferson County Public Schools
 120 West Lee Street
 Louisville, KY 40208
 Phone (502) 485-8241
 Fax (502) 485-8035
 Dr. Beverly Keepers, Principal

Louisville duPont Manual High School

David Zuberer
Athletic Director
120 West Lee Street
Louisville, KY 40208



Athletic Office: (502) 485-8489
School Office: (502) 485-8241
School Fax: (502) 485-8035

TO: Reba Woodall
FR: David Zuberer (David.Zuberer@jefferson.kyschools.us)
DT: April 18, 2008
RE: Title IX Corrections

Thank you for all of the information and suggestions you shared with me today during our discussion of our Title IX information. I have found the error that I made in the original submission in regards to the number of levels fielded in our athletic program. I have listed the corrections below. I apologize for any inconvenience this may have caused.

FORM T-35

- Girls' Cross Country actually has 2 levels. I incorrectly listed them as having only 1 level on my original submission.
- Boys' Cross Country actually has 2 levels. I incorrectly listed them as having only 1 level on my original submission.

FORM T-36

- Boys' Tennis actually has 2 levels. I incorrectly listed them as having only 1 level on my original submission.

All other information is correct. Please contact me with any additional questions or concerns.